

Model	Needle	Head	Head Interval	Embroidery Space per Head Depth×Width (D×Wmm) : Inside Dimension			Machine size			
				Normal	Wide Cap Frame	Semi-wide Cap Frame	Tubular Frame	Overall Width (mm)	Back (mm)	Overall Height (mm)
TMAR-K0902C	9	2	500	450×500	75×360	83×180	439×419	2,260	1,355	1,730
TMAR-K1202C	12	2	500	450×500			439×419	2,260	1,355	1,730
TMAR-K1502C	15	2	500	450×500			439×419	2,260	1,355	1,730
TMAR-K0904C	9	4	360	450×360			439×279	2,560	1,355	1,730
TMAR-K1204C	12	4	360	450×360			439×279	2,560	1,355	1,730
TMAR-K1504C	15	4	360	450×360			439×279	2,560	1,355	1,730
TMAR-K0904C	9	4	500	450×500			439×419	3,260	1,355	1,740
TMAR-K1204C	12	4	500	450×500			439×419	3,260	1,355	1,740
TMAR-K1504C	15	4	500	450×500			439×419	3,260	1,355	1,740
TMAR-K0906C	9	6	360	450×360			439×279	3,280	1,355	1,740
TMAR-K1206C	12	6	360	450×360			439×279	3,280	1,355	1,740
TMAR-K1506C	15	6	360	450×360			439×279	3,280	1,355	1,740
TMAR-K0906C	9	6	500	450×500			439×419	4,260	1,355	1,740
TMAR-K1206C	12	6	500	450×500			439×419	4,260	1,355	1,740
TMAR-K1506C	15	6	500	450×500			439×419	4,260	1,355	1,740
TMAR-K0908C	9	8	360	450×360			439×279	4,000	1,355	1,740
TMAR-K1208C	12	8	360	450×360			439×279	4,000	1,355	1,740
TMAR-K1508C	15	8	360	450×360			439×279	4,000	1,355	1,740
TMAR-K0908C	9	8	500	450×500			439×419	5,260	1,355	1,740
TMAR-K1208C	12	8	500	450×500			439×419	5,260	1,355	1,740
TMAR-K1508C	15	8	500	450×500	439×419	5,260	1,355	1,740		

Factory option	Automatic Lubrication System, Sequin Device III [Twin Type], Sequin Device IV, Position Marker	Speed	Max. 1,100 rpm
Option	Multi Cording Device, Beam Sensor, LED Light, Underthread winder	Power	3-phase, 200V Single phase, 100V, 200V
Optional frames	Border frame, Semi-wide Cap Frame, Pocket Frame	Power consumption	Maximum 470W (910VA)

※The practical embroidery space and the rotational speed vary depending on embroidery product, machine model, and operating conditions.
 ※No registered trademark or design of the products contained in this catalog may be used without prior permission.

TMAR-KC TYPE-2


SERIES

Electronic Multi-head Automatic Embroidery Machine

Factory option



Sequin Device III [Twin Type] <PAT>
 Embroidering 2 different sequins by freely switching them at high speed



Sequin Device IV
 Embroidering various sequins: small-diameter sequins, large-diameter sequins, irregular-shaped sequins and eccentric sequins

Dealer option



Multi cording Device
 Embroidering 6 various types/colors of cords



Seller
Tajima Industries Ltd.
 19-22, Shirakabe 3-chome, Higashi-ku Nagoya 461-0011 JAPAN
 TEL. +81-52-932-3444, 3445 FAX. +81-52-932-2457, 3449



<http://www.tajima.com>



<https://www.facebook.com/TajimaGroup>

Manufacturer

Tokai Industrial Sewing Machine Co., Ltd.

Please contact with our distributor below.



* The specifications and designs of our products are subject to change without notice for performance improvement.

TMAR-KC TYPE-2 SERIES

Electronic Multi-head Automatic Embroidery Machine

The embroidery machine that brings beauty to life.

Giving you the highest-quality embroidery machine with all of Tajima's technologies, the only way to realize the utmost in embroidery quality.

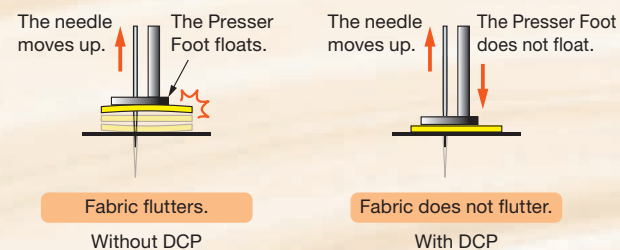


Features

Exquisite embroidery even on thick fabric and leather — Equipped with the digitally-controlled presser foot DCP

By digitally controlling fabric pressing, the DCP can be set to the thickness of the fabric so as not to over press the material causing shadows or damage. Also, by optimizing the timing of fabric pressing, the DCP can suppress the "fluttering" of the embroidery material, beautifully finishing precision embroidery. The DCP is very effective for hard-to-embroider materials like leather, thick fabric, stretchy fabric and quilting.

Example: Thick leather sewing and "fluttering"



View by video clip.



DCP



Features

Preserving the embroidered by hand texture or lace embroidery — Equipped with the FS mode

NEW

The FS mode, which has made the TFGN II Series so sought-after, can optimally tune the embroidery machine, and thereby reduce the burden on the yarn and improve the stability and quality of embroidery. Furthermore, by using parts specially designed for the FS mode (option), even difficult-to-embroider soft twist thread and thick thread can be embroidered.


*When the FS mode is used, the rotational speed may be lowered. *The FS mode is applicable only to the tubular frame and the cylindrical frame.



Improvement of the work efficiency — Direct command switch

NEW

Various operation switches and multi-color LEDs are located on the each head. Since all of the main functions of the operation panel can be manipulated from each head, the working efficiency of operators has been improved. Commonly used functions may be assigned to the custom switches. (Scheduled for 2016)



Major boost of cap embroidery turnout

NEW

The newly-designed Slim Cylinder Bed, which has a downsized diameter compared to the conventional cylinders by about 12%, has widened the range of application so as to cover tubular products, such as sleeves and pockets. The Wide Cap Frame also has been newly designed to upgrade the rigidity coinciding with the Slim Cylinder Bed. This frame has enhanced the embroidery stability whereby increasing the rotational speed to 1000 rpm. (900 rpm for +4mm).



Reinforced Wide Cap Frame

Others



- Snap-fit type middle thread guide
- Easy threading
- Easy adjustment
- Easy exchange
- Reinforced Border Frame
- Touch Screen Operation Panel